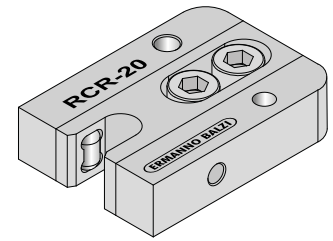
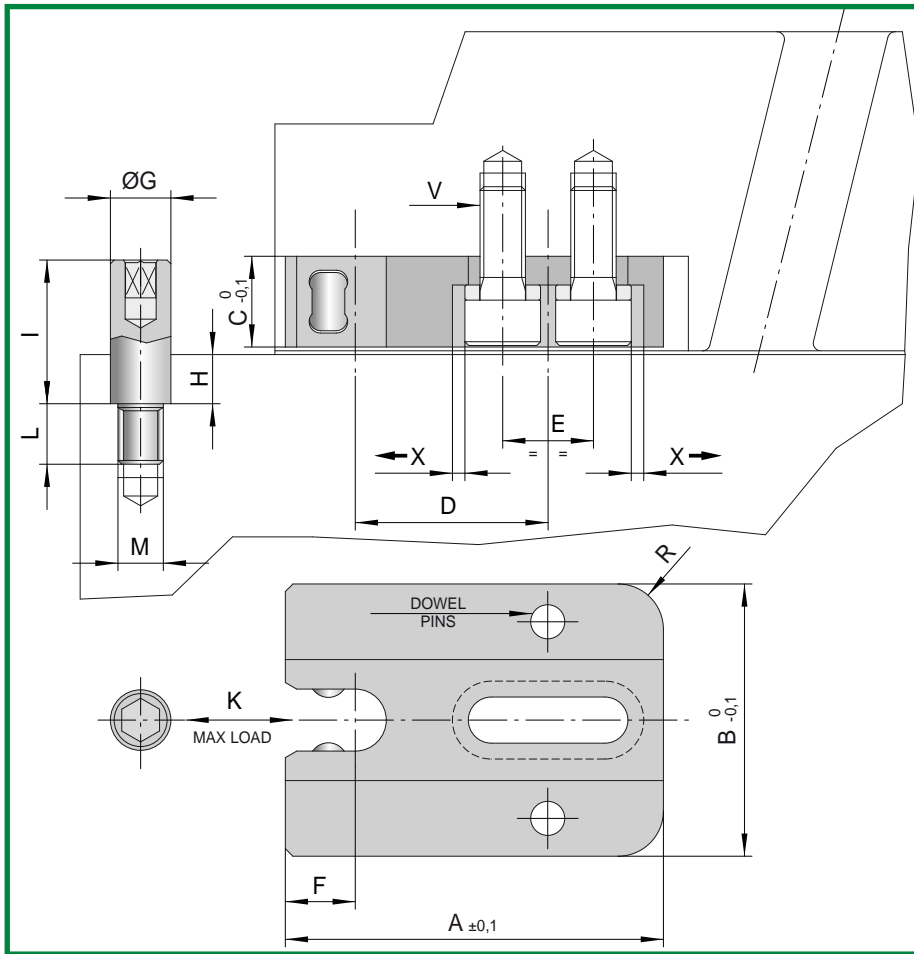


ADJUSTABLE SLIDE RETAINER



CODE: **RCR**

WAYS OF APPLICATION

Adjustable

Positioning the screws with interaxis **E1**, it is possible to adjust the device position according to the quote **X**.

In this case we recommend to apply, after the setting, at least a positioning pin, that allows to maintain the position in case of disassembly.

Fixed

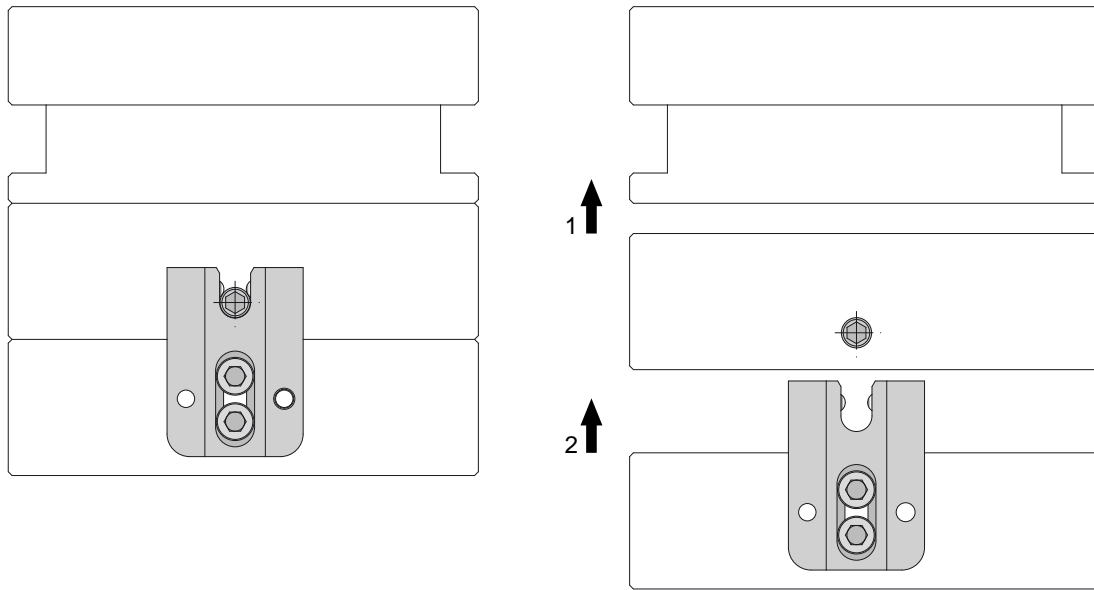
Positioning the screws with interaxis **E2** the holder is fixed.

CODE	A	B	C	D	E1	E2	F	G	H	I	L	M	V	X	R	K
RCR-10	38	24	10	18,5	10	12	7,5	6	6	15	6	M5	M5x15	1	4	10Kg
RCR-20	50	36	12	25,5	12	15	9	8	8	19	8	M6	M6x15	1,5	6	20Kg
RCR-40	64	46	16	33	15	19	12	12	8	23	10	M10	M8x20	2	8	40Kg

CHARACTERISTICS

- 1) POSSIBILITY OF REGULATION;
- 2) HIGH LOAD CAPACITY;
- 3) LACK OF WEAR (guaranteed by hooking by rolls);
- 4) PROTECTED HOOKING MECHANISM (no fear of dirt).

PLATES RETAINING



SLIDERS RETAINING

