


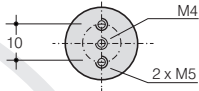
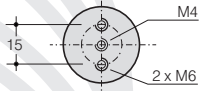
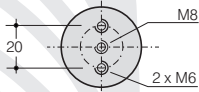

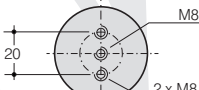
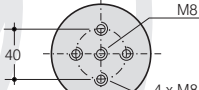
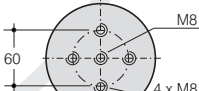
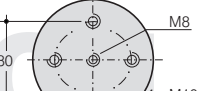


MODEL	ZDVIH mm	L mm	N mm	D mm	d mm	M	H mm	 bar	 daN	 daN	Příruba	CENA
TOP25-10	10	65	75	25	16	M8	12	157	400	640		
15	15	75	90									
25	25	95	120									
50	50	145	195									
TOP32-10	10	65	75	32	20	M8	12	154	700	1120		
15	15	75	90									
25	25	95	120									
50	50	145	195									
TOP38-10	10	65	75	38	24	M8	12	162	1000	1600		
15	15	75	90									
25	25	95	120									
50	50	145	195									
TOP50-10	10	70	80	50	36	M8	12	159	2000	3200		
15	15	80	95									
25	25	100	125									
50	50	150	200									
TOP63-10	10	75	85	63	46	M8	12	153	3000	4800		
15	15	85	100									
25	25	105	130									
50	50	155	205									
TOP75-10	10	75	85	75	56	M8	12	142	4000	6400		
15	15	85	100									
25	25	105	130									
50	50	155	205									
TOP95-10	10	80	90	95	70	M8	12	154	7000	11200		
15	15	90	105									
25	25	110	135									
50	50	160	210									
TOP120-10	10	90	100	120	90	M8	12	141	10000	16000		
15	15	100	115									
25	25	120	145									
50	50	170	220									

KONTAKTUJTE NÁS, PROSÍM